

Change in Forest Area by Country

Use information from the "Forest Area and Area Change, by Country" chart to complete the following information about your assigned country.

1. Name of Country _____

2. Forest Area in 2010 (in 1000 hectares) _____

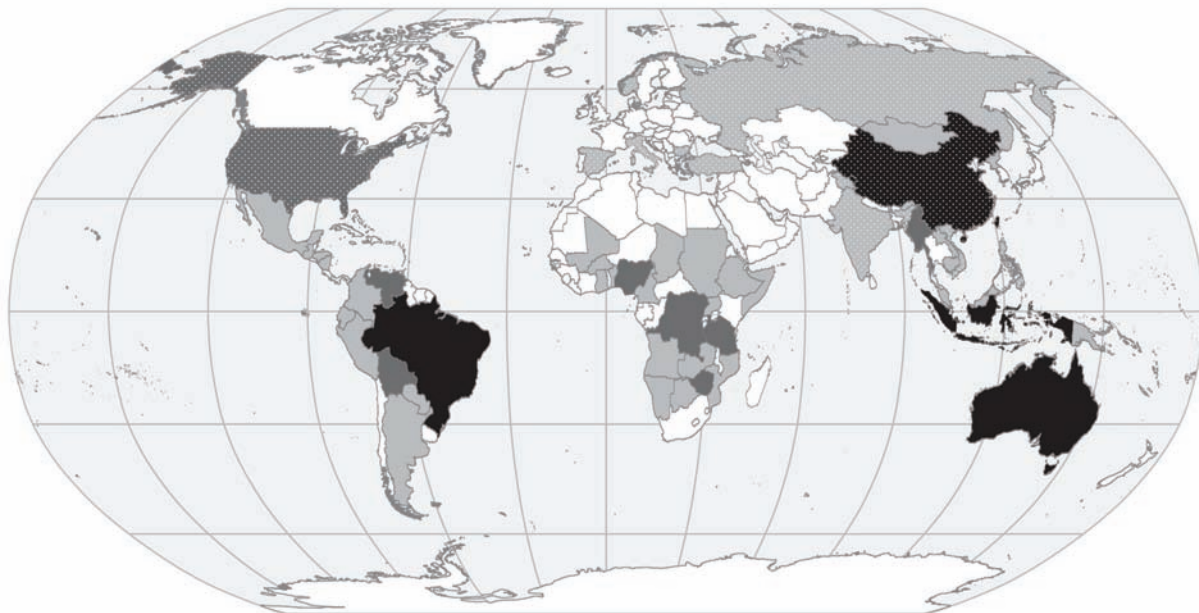
3. Annual Change Rate:

Forest area gained or lost in 2005-2010 (in 1000 hectares) _____

Percentage change in 2005-2010 (%) _____




4. How does this compare to what the map below shows?

Change in Forest Area




Net Change in Forest Area by Country, 2005-2010 (in ha/year)




Net Loss

-  More than 500,000
-  250,000-500,000
-  50,000-250,000

Small Change (gain or loss)

-  Less than 50,000

Net Gain

-  50,000-250,000
-  250,000-500,000
-  More than 500,000